


all across Nebraska

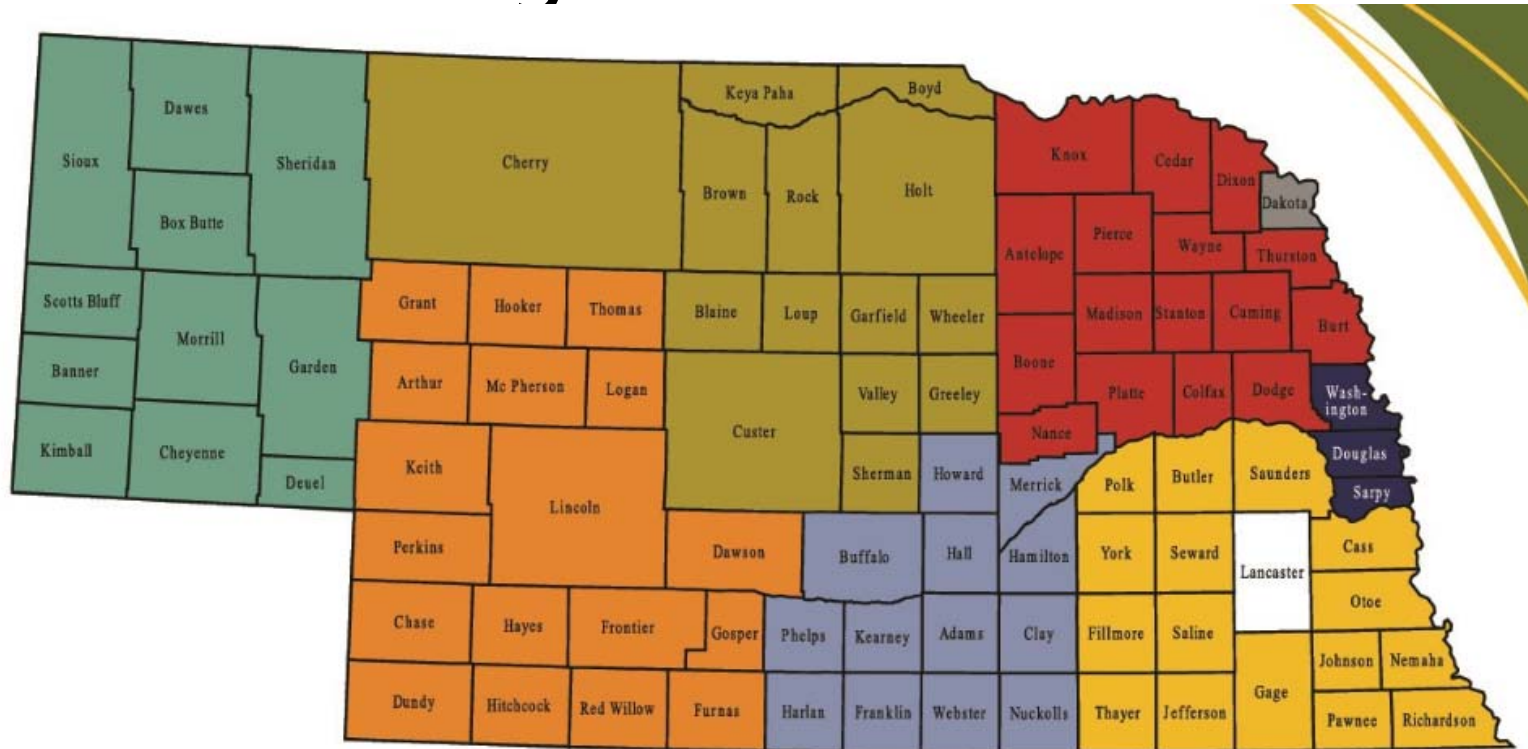
NROC



Nebraska Regional Officials Council



Nebraska Regional Officials Council



- Panhandle Area Development District
- Central Nebraska Economic Development District
- West Central Nebraska Development District
- South Central Economic Development District
- Northeast Nebraska Economic Development District
- Siouxland Interstate Metro. Planning Council
- Southeast Nebraska Development District
- Metropolitan Area Planning Agency
- Lancaster County

Housing Study Lite

A Product of JHEDI

**Presented by: Sharon Hueftle & Frances Hernandez
South Central Economic Development District, Inc.**

NROC All Staff Conference 2017

What is it?

- ▶ The Toolkit (“Kit”) contains templates, survey examples, and process recommendations that can be utilized by small, rural communities to implement **self-information gathering on the current housing conditions and needs.**
- ▶ The use of the Kit will work best for a community that is guided by a Facilitator or Planner with community development planning experience (such as a Development District).

Who can use it?

- ▶ This will be available on the website NIFA developed for communities seeking information regarding workforce housing
 - www.LiveNE.org
 - Pilot at <http://www.economicgateway.com/nifa>

What's in it?

- ▶ American Community Survey (ACS) Data on Housing Conditions
 - Navigation Guide for ACS Housing Data
 - ACS Data and Benchmarking your community housing stock sustainability
- ▶ Housing Windshield Assessment
 - Housing Windshield Assessment Guide (Instructions)
 - Housing Windshield Assessments (Instrument)
- ▶ Housing Survey for Residents
- ▶ Housing Survey for Employers
- ▶ Housing Survey for Employees
- ▶ Housing Survey for Landlords
- ▶ Housing Survey for Lenders/Realtors


Why should NROC care?

- ▶ Great Tool to Offer Communities
 - Particularly smaller ones not likely to spend \$000's on a housing study
 - LB518 requires recent housing study
- ▶ New Chargeable Service
- ▶ Opportunity to Add Value:
 - Analysis of results
 - GIS mapping component

Components

- ▶ Handout
 - Overview
 - Purpose
 - Windshield, including guide
 - Surveys
- ▶ Mapping
- ▶ Fillable Access Database for Reporting
 - Excel file for cross tabulations

Feedback?




Thanks to the JHEDI Committee

- ▶ Chair: Lara Huskey, MHDF
- ▶ Judy Petersen, CNEDD
- ▶ Dave Taladay
- ▶ Chuck Karpf
- ▶ Tom Higginbotham, NENEDD
- ▶ Tina Engelbart, NENEDD
- ▶ Mike Knutson, Dakota Resources
- ▶ Leslie Coleman, NEDED
- ▶ Sara Tichota
- ▶ Sharon Hueftle, SCEDD
- ▶ Frances Hernandez, SCEDD



MAPA



all across Nebraska



Nebraska Regional Officials Council



SENDD

Southeast Nebraska Development District

simpco

